



# **J.K. PUBLIC SCHOOL, KUNJWANI**

## **SUMMER VACATION HOMEWORK**

### **SESSION (2022-23)**

#### **Class - III**

***"Success is the sum of small efforts repeated day in and day out".***

**Dear Parents,**

Summer Vacation is a time for the children to enjoy and relax. These days are precious and valuable and can be made most from if judiciously used. We should always remind ourselves that children will not remember us for the gifts we shower upon them but will always cherish the time we spent with them. It's time to nurture young minds, inculcate moral values and narrate family anecdotes to keep them in touch with their roots.

#### **Few tips to make the vacation a fruitful time for your child.**

- Its SUMMER TIME again. Time for strengthening family bond, tying threads of family tree, sharing joys and sorrows, having a good time together.
- Look for interesting books and read as much as you can about the places and people. Take good care of your health and hygiene. Avoid heavy and oily food and increase intake of fresh fruits and water to keep yourself well hydrated and energetic.
- Use Holiday Homework as an opportunity to spend quality time together. The role of the parent is to be a facilitator and guide to steer the child in the right direction.
- Encourage your child to take up yoga or any other form of healthy activity during the vacation.
- Involve children in household chores.
- Enjoy walking with them in parks and appreciate nature.

#### **General Instructions:-**

- Bring holidays homework neatly decorated.
- We are not expecting a work of art completed by parents, just help your ward and encourage him/ her to do the task themselves.
- Original work by the child shall be acknowledged.
- Project / Homework will be assessed and awarded on the basis of neatness and creativity.
- Follow the guidelines given by teachers to complete specific activities.

***HAPPY HOLIDAYS***

## SUBJECT- ENGLISH

### **General instructions:**

- ❖ *Along with all the fun activities students are also advised to revise the whole syllabus completed till now.*
- ❖ *Students can choose any two activities of their interest.*
- ❖ *Make a separate notebook for holidays homework.*
- ❖ *Parents are requested to guide their children while doing activities.*
- ❖ *The child will be assessed for the neatness and creativity.*

### **Activity-1**

1. Write five words each having silent letters H, D, K, B and P.

### **Activity-2**

2. Make a wish box and fill it with endless wishes.

### **Activity-3**

3. Write two words daily in your notebook starting with different letters.

### **Activity-4**

4. Gourd painting- Take gourds, paint them and use for decoration.



# SUBJECT- MATHS


## **General Instructions:**

- ❖ *Students may pick up any 2 activities out of 3 of their own choice and interest.*
- ❖ *The Holiday Homework to be written on a separate Notebook.*
- ❖ *The Holiday homework must be done in very neat and presentable manner.*
- ❖ *Parents are requested to only guide their children while doing the assessment.*
- ❖ *The child will be assessed for the Handwriting, presentation, neatness, completion of all the given questions, indexing of the work.*

### Activity-1

1. **Bamboo Craft :** Student will use the matchsticks to make own picture using different types of shapes ( Circle, Rectangle , Triangle, Square) and collage them together and paste it in the notebook.

**Material Required :** Matchstick , glue , pencil, notebook.

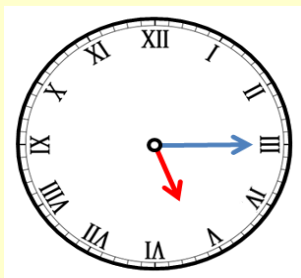


### Activity-2

2. **Roman Numerals ( AIL activity integrated with craft).**

- Students will draw the circle in the chart.
- Use match sticks to make Roman Numeral 1 to 12.
- Paste the numerals so formed on the circle as shown in the sample figure.
- Your clock with Roman Numeral is ready.

**Material Required :** Ice cream stick , Glue and a pencil and thumb pin.



### Activity-3

3. Find Out The Price.

**Pencil Box , Pencil , Eraser , Sharpener , Crayons / Colours , Bag ,  
Water Bottle , Lunch Box , School shoes**

1. Draw pictures of these items on the notebook and make price tags by sticking the paper notes.
2. If any coin is included then keep that particular coin below the page and shade the same.
3. Students will add all the price tag and find out which item costs the more and which item costs the least?

**Material Required** – Pencil, eraser, paper notes, coins, and glue.

**Q 1: Add the following. (Do it in the notebook)**

Find the sum.			
1. $\begin{array}{r} 7,340 \\ + 9,473 \\ \hline \end{array}$	2. $\begin{array}{r} 3,026 \\ + 2,689 \\ \hline \end{array}$	3. $\begin{array}{r} 125 \\ + 867 \\ \hline \end{array}$	4. $\begin{array}{r} 6,804 \\ + 651 \\ \hline \end{array}$
5. $\begin{array}{r} 6,774 \\ + 7,826 \\ \hline \end{array}$	6. $\begin{array}{r} 1,762 \\ + 3,722 \\ \hline \end{array}$	7. $\begin{array}{r} 9,778 \\ + 1,226 \\ \hline \end{array}$	8. $\begin{array}{r} 4,400 \\ + 4,474 \\ \hline \end{array}$
9. $\begin{array}{r} 7,942 \\ + 9,798 \\ \hline \end{array}$	10. $\begin{array}{r} 7,559 \\ + 8,529 \\ \hline \end{array}$	11. $\begin{array}{r} 7,274 \\ + 4,558 \\ \hline \end{array}$	12. $\begin{array}{r} 8,704 \\ + 222 \\ \hline \end{array}$
13. $\begin{array}{r} 5,536 \\ + 5,619 \\ \hline \end{array}$	14. $\begin{array}{r} 290 \\ + 4,342 \\ \hline \end{array}$	15. $\begin{array}{r} 8,519 \\ + 9,033 \\ \hline \end{array}$	16. $\begin{array}{r} 491 \\ + 1,091 \\ \hline \end{array}$

**Q2: Subtract the following. ( Do it in the notebook)**

- |   |   |   |   |
|---|---|---|---|
| 1) $\begin{array}{r} 512 \\ - 175 \\ \hline \end{array}$  | 2) $\begin{array}{r} 390 \\ - 254 \\ \hline \end{array}$  | 3) $\begin{array}{r} 728 \\ - 486 \\ \hline \end{array}$  | 4) $\begin{array}{r} 541 \\ - 327 \\ \hline \end{array}$  |
| 5) $\begin{array}{r} 824 \\ - 269 \\ \hline \end{array}$  | 6) $\begin{array}{r} 427 \\ - 85 \\ \hline \end{array}$   | 7) $\begin{array}{r} 925 \\ - 273 \\ \hline \end{array}$  | 8) $\begin{array}{r} 660 \\ - 319 \\ \hline \end{array}$  |
| 9) $\begin{array}{r} 867 \\ - 247 \\ \hline \end{array}$  | 10) $\begin{array}{r} 513 \\ - 478 \\ \hline \end{array}$ | 11) $\begin{array}{r} 609 \\ - 357 \\ \hline \end{array}$ | 12) $\begin{array}{r} 836 \\ - 328 \\ \hline \end{array}$ |
| 13) $\begin{array}{r} 901 \\ - 572 \\ \hline \end{array}$ | 14) $\begin{array}{r} 632 \\ - 390 \\ \hline \end{array}$ | 15) $\begin{array}{r} 380 \\ - 59 \\ \hline \end{array}$  | 16) $\begin{array}{r} 557 \\ - 194 \\ \hline \end{array}$ |
| 17) $\begin{array}{r} 814 \\ - 277 \\ \hline \end{array}$ | 18) $\begin{array}{r} 706 \\ - 78 \\ \hline \end{array}$  | 19) $\begin{array}{r} 446 \\ - 384 \\ \hline \end{array}$ | 20) $\begin{array}{r} 295 \\ - 175 \\ \hline \end{array}$ |
| 21) $\begin{array}{r} 618 \\ - 46 \\ \hline \end{array}$  | 22) $\begin{array}{r} 516 \\ - 187 \\ \hline \end{array}$ | 23) $\begin{array}{r} 700 \\ - 132 \\ \hline \end{array}$ | 24) $\begin{array}{r} 857 \\ - 296 \\ \hline \end{array}$ |

**Q3: Learn and write tables from 1 to 15 in notebook.**





## SUBJECT- EVS

### **General Instructions:**

- ❖ *Along with all the fun activities students are also advised to revise the whole syllabus completed till now.*
- ❖ *Students may pick up any 4 activities of their own choice and interest.*
- ❖ *The holidays homework is to be done in a neat and presentable manner.*
- ❖ *Innovation and creativity of the child will be appreciated.*
- ❖ *Parents are requested to help the child in their work, only if required.*

### FUN ACTIVITIES

#### Activity-1

1. Make a photo frame using waste material and paste your family photo.



#### Activity-2

2. Draw a seasonal tree, which represent different Seasons such as summer, winter, spring and autumn.



### **Activity-3**

3. Make a handmade festival card for your friends and family.

### **Activity-4**

4. Paste the pictures of different houses in scrapbook according to the climate and mention the state also in which they are found.



### **Activity-5**

5. Make any dish for your father (fireless cooking ) and make a collage for your dad on father's Day .

### **Activity-6**

6. This summer make water feeder for the birds.





## SUBJECT- HINDI

### सामान्य निर्देश :

- ❖ निम्नलिखित तीन गतिविधियों में से अपनी इच्छा अनुसार कोई दो करें ।
- ❖ गतिविधि संबंधित कार्य के लिए अलग उत्तरपुस्तिका का प्रयोग करें ।
- ❖ अभिभावकों से अनुरोध है कि बच्चों का केवल मार्गदर्शन करें ।
- ❖ छात्र के कार्य का आंकलन कार्य की सृजनात्मकता और सुंदर लेख के आधार पर किया जाएगा ।
- ❖ छात्र अब तक किए गए कार्य को दोहराएंगे ।

### गतिविधि 1-


प्रश्न 1: रंग-बिरंगे कागज़ को गोल आकार में काटकर स्वरों की सुंदर इल्ली (caterpillar) बनाएं ।



### गतिविधि2-

प्रश्न 2: बच्चों इन गर्मियों की छुट्टियों में आपने अपने समय का सदुपयोग कैसे किया ?

चार्ट या A4 शीट पर अपने अनुभवों को लिखें ।



### गतिविधि- 3

प्रश्न 3: किसी व्यक्ति, प्राणी, वस्तु, स्थान या भाव के नाम को संज्ञा कहते हैं । संज्ञा से सम्बंधित वृक्ष, चार्ट या फूल तैयार कीजिए ।



- दस पृष्ठ सुलेख लिखें ।



## SUBJECT- URDU

- Learn and Write

(1)- حروفِ تہجی ۔

(2)- حروف کی آدھی شکلیں ۔

(3)- دو حرفی دس الفاظ (توڑ اور جوڑ) ۔

(3)- تین حرفی دس الفاظ (توڑ اور جوڑ) ۔

(4)- چار حرفی دس الفاظ (توڑ اور جوڑ) ۔

(5)- مد ( ) والے دس الفاظ ۔

(6)- نون غنہ (ں) والے دس الفاظ ۔



## **SUBJECT- IT**

### **General Instructions:**

- ❖ *The holidays homework is to be done in a neat and presentable manner.*
- ❖ *Parents are requested to help the child in their work, only if required.*
- ❖ *Innovation and creativity of the child will be appreciated.*
- ❖ *Revise whole syllabus whatever done in the classes.*

Q1. Paste the pictures of any four Hardware devices and four Softwares in A4 size sheet.

Q 2: Paste the pictures of any three application software and system software in A4 size sheet.

Q3: Give an example of IPO (Input Processing Output) with the help of pictures in A4 size sheet.

Take help from your IT book.



## SUBJECT- ART

### General Instructions:

- ❖ *Innovation and creativity of the child will be appreciated.*
- ❖ *Parents are requested to help the child in their work, only if required.*

### Activity

- Make a pen stand with the help of ice-cream sticks, bangles, cardboard or anything you can use out of waste material.

