



Toddler's World

a unit of J.K. Public School

HOLIDAYS HOMEWORK FOR CLASS 1

Session 2022-23

ENGLISH:

- Do one page of cursive writing daily.
- Emphasize on formations, neatness and punctuation.
- Read chapter – 4 (Bobby and Robby), Chapter – 2 (The little Rabbit) from book and write all the naming words (Person, Place , animal , things) (5 for each category).
- Revise Chapter 1 (The mango Tree)
- Paste a picture of school in your notebook and write the names of 10 things you see in the school.

HINDI:

- बीस पेज सुलेख लिखे ।
- पाठ्य पुस्तक की दो कविताएँ याद करें ।
- दो, तीन, चार और आ की मात्रा वाले पाँच पाँच वाक्य बनाएँ ।
- Revise the entire syllabus done in the class.
(Do all the work in separate 5 lines notebook)

MATHS:

- Do Book Pages 76, 77, 78, 79, 81, 83, 84, 85, 86,
- Write Number names 0 -50.
- Write tables from 2 to 5.
(2 times in a separate notebook)

EVS:

- Paste the pictures of food from plants and food from animals.
- Draw two healthy foods and two junk foods in your scrapbook.

My Body

Write any function of the given body part:

eyes: _____

nose: _____

ears: _____

fingers: _____

mouth: _____

hand: _____

leg: _____

*Did you know?
Our eyes are always
the same from birth.*



Meet my friends. Answer their questions.



1. I am John. I am eating. Which body part/parts am I using?

2. I am Mohan. I am skipping. Which body part/parts am I using?



3. I am Sita. I am writing. Which body part/parts am I using?

4. I am Rohan. I am playing football. Which body part/parts am I using?



E.V.S ACTIVITY

Let's make a Family Tree.

Instructions are as follows.

- Take an old bowl and fill it with mud.
- Now fix a twig or a branch of tree on it.
- Draw and cut different colourful flowers (you can use A4 sheets / glitter sheets)
- Paste pictures of your family members on those flowers.
- You can be creative and can paste 2-3 pictures of different birds as well.



World Environment Day Activity

Let's nurture the nature so that we can have a better future. Hurray! its time to celebrate the World Environment Day on 5th June.. Even a small change can make a huge difference to our world. Are you up for the change challenge? Let's colour the given picture and make this world a beautiful place to live in and protect our environment by following the three R's – Reduce, Reuse and Recycle.



Write the numbers in blanks:

After

9 10

33 34

40 41

Between

28 30

41 43

37 39

Before

..... 8

..... 49

..... 31

After

12 13

28 29

46 47

Between

36 38

44 46

17 19

Before

..... 17

..... 26

..... 30

After

34 35

18 19

21 22

Between

48 50

7 9

25 27


Before

..... 11


..... 42

..... 38


Count and write the number.




Tens	Ones
4	4
Number	
44	




Tens	Ones
Number	




Tens	Ones
Number	




Tens	Ones
Number	




Tens	Ones
Number	



Tens	Ones
Number	



Tens	Ones
Number	




Tens	Ones
Number	

Write each missing number.

1		3		5			8
9		11		13			16
17		19		21			24
25		27		29			32
33		35		37			40
41		43		45			48
			49	50			

days of the week







sunday red
monday yellow
tuesday pink
wednesday green

thursday orange
friday blue
saturday purple

Write the words.

1. one	11.
2.	12.
3.	13.
4.	14.
5.	15.
6.	16.
7.	17.
8.	18.
9.	19.
10.	20.

Write the numbers between:



What comes after and before?

	← 14 →	
	← 19 →	
	← 24 →	
	← 20 →	
	← 34 →	
	← 29 →	
	← 21 →	
	← 39 →	
	← 27 →	
	← 25 →	